



PL  
Down Light

# PL Down Light

## LFD-03.053

심플원형 230

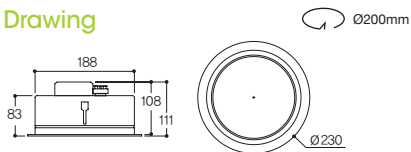


White

### Specification

|           |   |
|-----------|---|
| Name      | LFD-03.053  |
| Size      | Ø230×H111   |
| Hole Size | Ø200  |
| Lamp      | LED SMD 30W   |
| Material  | <b>BODY: STEEL COVER: PC</b><br><b>SIDE COVER: PC</b> |

### Drawing



### Lamp

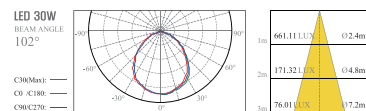
LED SMD



LED SMD 30W 3000K 4000K 5700K



### Distribution curve of luminous intensity



# LFD-03.051

심플원형 170



White

## Specification

**Name** LFD-03.051  
**Size** Ø173×H106  
**Hole Size** Ø150  
**Lamp** LED SMD 15W  
**Material** **BODY: STEEL COVER: PC**  
**SIDE COVER: PC**

## Lamp

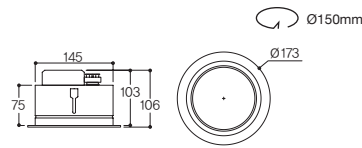
LED SMD



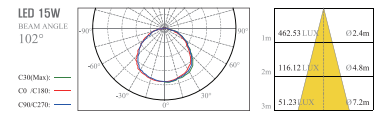
LED SMD 15W 3000K 4000K 5700K



## Drawing



## Distribution curve of luminous intensity



# LFD-03.052

심플원형 200



White

## Specification

**Name** LFD-03.052  
**Size** Ø200×H106  
**Hole Size** Ø180  
**Lamp** LED SMD 20W  
**Material** **BODY: STEEL COVER: PC**  
**SIDE COVER: PC**

## Lamp

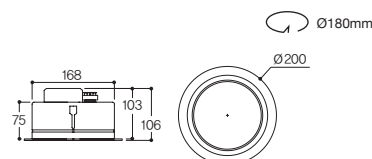
LED SMD



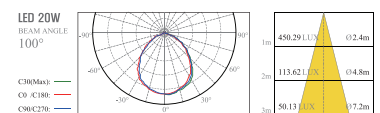
LED SMD 20W 3000K 4000K 5700K



## Drawing




## Distribution curve of luminous intensity



# PL Down Light

## LFD-03.043

심플사각 300

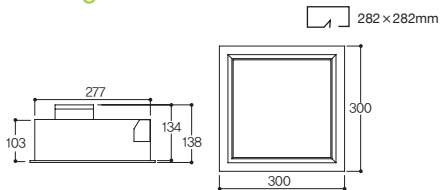


White

### Specification

|           |   |
|-----------|---|
| Name      | <b>LFD-03.043</b>                                     |
| Size      | W300 × D300 × H138                                    |
| Hole Size | W282 × D282   |
| Lamp      | LED SMD 30W   |
| Material  | <b>BODY: STEEL COVER: PC</b><br><b>SIDE COVER: PC</b> |

### Drawing



### Lamp

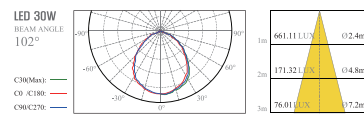
LED SMD



LED SMD 30W 3000K 4000K 5700K




### Distribution curve of luminous intensity



# LFD-03.040

심플사각 160



White

### Specification

**Name** LFD-03.040  
**Size** W160×D160×H116  
**Hole Size** W140×D140  
**Lamp** LED SMD 10W  
**Material** **BODY: STEEL COVER: PC**  
**SIDE COVER: PC**

### Lamp

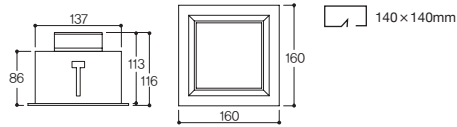
LED SMD



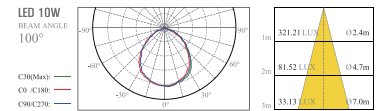
LED SMD 10W 3000K 4000K 5700K



### Drawing




### Distribution curve of luminous intensity



# LFD-03.041

심플사각 200



White

### Specification

**Name** LFD-03.041  
**Size** W200×D200×H125  
**Hole Size** W180×D180  
**Lamp** LED SMD 20W  
**Material** **BODY: STEEL COVER: PC**  
**SIDE COVER: PC**

### Lamp

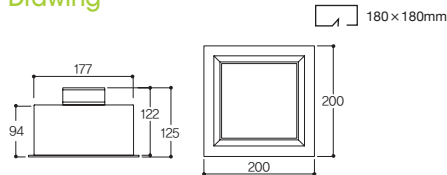
LED SMD



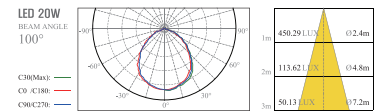
LED SMD 20W 3000K 4000K 5700K



### Drawing




### Distribution curve of luminous intensity



# LFD-03.042

심플사각 220



White

### Specification

**Name** LFD-03.042  
**Size** W220×D220×H120  
**Hole Size** W202×D202  
**Lamp** LED SMD 25W  
**Material** **BODY: STEEL COVER: PC**  
**SIDE COVER: PC**

### Lamp

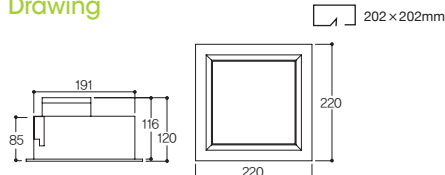
LED SMD



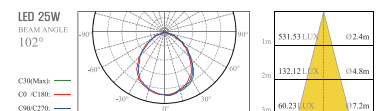
LED SMD 25W 3000K 4000K 5700K



### Drawing



### Distribution curve of luminous intensity



# PL Down Light

## LFD-03.14

골사각 200 PL 매입



White

### Specification

**Name** LFD-03.14  
**Size** W202×D202×H141  
**Hole Size** W180×D180  
**Lamp** Dulux-D/E(G24q-3) 26W ×2/ 18W ×2/  
 LED SMD 20W  
**Material** **BODY: STEEL COVER: PC**  
**SIDE COVER: ALUMINUM**

### Lamp

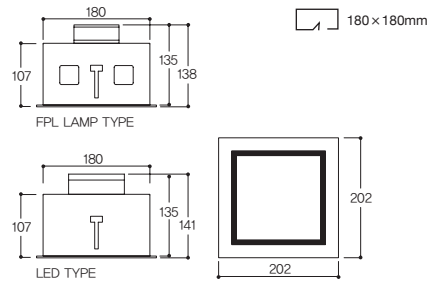
FPL LED SMD



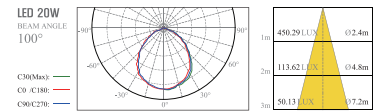
LED SMD 20W 3000K 4000K 5700K



### Drawing



### Distribution curve of luminous intensity



## LFD-03.13

골사각 300 PL 매입



White

### Specification

**Name** LFD-03.13  
**Size** W305×D305×H139  
**Hole Size** W280×D280  
**Lamp** Dulux-L(2G11) 18W ×2/  
 LED SMD 30W  
**Material** **BODY: STEEL COVER: PC**  
**SIDE COVER: ALUMINUM**

### Lamp

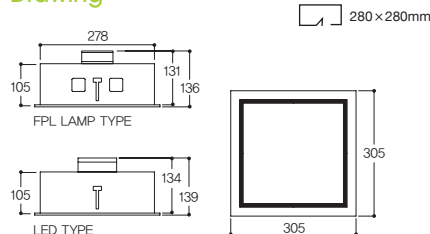
FPL LED SMD



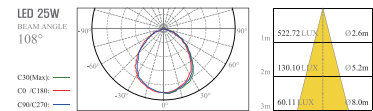
LED SMD 30W 3000K 4000K 5700K



### Drawing




### Distribution curve of luminous intensity



# LFD-03.03

민사각 PL 매입 小



White

## Specification

**Name** LFD-03.03  
**Size** W163×D163×H107  
**Hole Size** W140×D140  
**Lamp** Dulux-D/E(G24q-1) 13W × 2/  
 LED SMD 15W  
**Material** **BODY: STEEL COVER: GLASS**  
**SIDE COVER: AL-DIE CASTING**

## Lamp

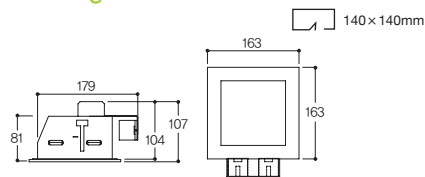
FPL LED SMD



LED SMD 15W 3000K 4000K 5700K




## Drawing



# LFD-03.02

민사각 PL 매입 大



White

## Specification

**Name** LFD-03.02  
**Size** W200×D200×H113  
**Hole Size** W180×D180  
**Lamp** Dulux-D/E(G24q-3) 26W × 2/ 18W × 2/  
 EL (E26) 23W/  
 LED SMD 20W  
**Material** **BODY: STEEL COVER: GLASS**  
**SIDE COVER: AL-DIE CASTING**

## Lamp

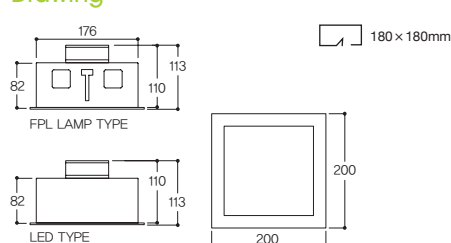
FPL LED SMD



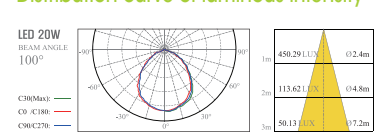
LED SMD 20W 3000K 4000K 5700K



## Drawing



## Distribution curve of luminous intensity



# PL Down Light

## LFD-03.12

골사각 600 PL 매입

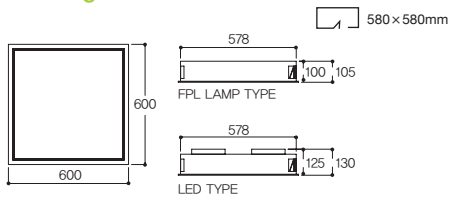


White

### Specification

|           |   |
|-----------|---|
| Name      | <b>LFD-03.12</b>  |
| Size      | W600×D600×H130  |
| Hole Size | W580×D580   |
| Lamp      | Dulux-L(2G11) 55W ×3/<br>LED SMD 50W                        |
| Material  | <b>BODY: STEEL COVER: PC</b><br><b>SIDE COVER: ALUMINUM</b> |

### Drawing



### Lamp

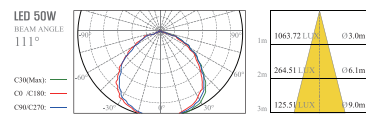
FPL LED SMD



LED SMD 50W 3000K 4000K 5700K



### Distribution curve of luminous intensity





# LFD-03.16

골사각 주방 PL 1등 매입



White

## Specification

**Name** LFD-03.16  
**Size** W635×D202×H130  
**Hole Size** W610×D180  
**Lamp** Dulux-L(2G11) 55W/  
 LED SMD 20W

**Material** **BODY: STEEL COVER: PC**  
**SIDE COVER: ALUMINUM**

## Lamp

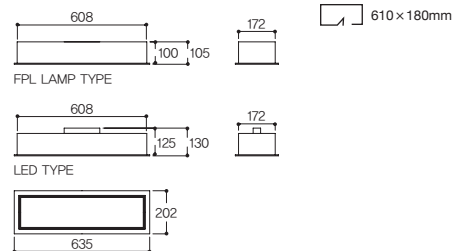
FPL LED SMD



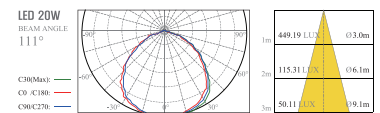
LED SMD 20W 3000K 4000K 5700K



## Drawing



## Distribution curve of luminous intensity



# LFD-03.15

골사각 주방 PL 2등 매입



White

## Specification

**Name** LFD-03.15  
**Size** W1205×D202×H130  
**Hole Size** W1180×D180  
**Lamp** Dulux-L(2G11) 55W ×2/  
 LED SMD 50W

**Material** **BODY: STEEL COVER: PC**  
**SIDE COVER: ALUMINUM**

## Lamp

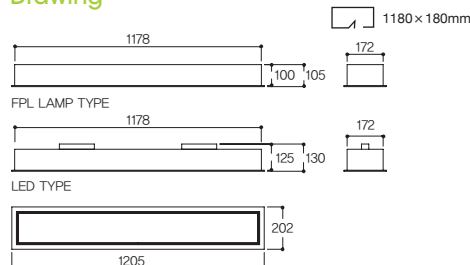
FPL LED SMD



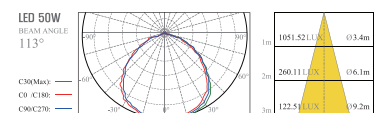
LED SMD 50W 3000K 4000K 5700K



## Drawing



## Distribution curve of luminous intensity



# PL Down Light

